



PUIDUKODA
WOOD FOR LIFE



Rose GROUPE
POUR MIEUX BÂTIR





Puidukoda is an innovative planing mill in South Estonia.

With more than 25 years in business, we have built up a wealth of experience and knowledge that enables us to consistently deliver innovative products and the best possible service to our customers around the world. Our employees are professionals who value the company, and the company values them.

A successful working process requires mutual understanding and trust between actors. Focused on long-term partnership, it is important to us to deliver on our promises and provide the best quality in both product and service.

We are passionate about adding value to materials – wood processing and paint finishing are our biggest strengths and we want to be a leader in this field, today and in the future.

An important goal is to create attractive homes and buildings that are sustainable and have the smallest ecological footprint possible.

We create a better living environment!



Table of contents

7	Products	22	Old look larch
9	Surface finish	24	Terrace
10	Profiles	26	Installation instructions
14	Opaque	27	Fasteners
16	Transparent	28	Certifications
18	Fire protection	29	Maintenance
20	Larch	30	Product information





Products

Opaque

Opaque painting system is the most traditional method of wood preservation, which increases the durability of the wood and helps it to blend into the environment. The maintenance interval is longer than it is for transparent paint. Opaque paint protects the wood surface, reducing the impact of the external environment and potential for developing cracks.

Transparent


Transparent paint preserves the natural appearance of the wood surface, while providing the opportunity to integrate the wood into the shade of the surroundings. The result is natural and highlights the unique characteristics of the wood. Maintenance of transparent paint is somewhat easier than full coverage paint as the paint starts to fade rather than peel.

Fire resistant

Fire resistant paint is used to increase the safety of the buildings. The paint prevents the spread of fire and the formation of hazardous gases from wood burning. By using this paint B-s1, d0 classification is achieved. The fire resistant layer of the cladding boards can be finished with the preferred shade of paint.

Natural

For natural wood outdoors, larch is perfect. The strength properties of larch are considered to be equivalent to that of precious wood. In addition to durability, larch is maintenance-free and without chemical treatment it can last 2-3 times longer than other conifer species.





Surface finish

Sawn surface

Sawn surface is the most common processing of a profile board. Paint adheres well to the soft and uneven surface and therefore requires less maintenance.

Smooth

Smooth profile board has an aesthetic and clean appearance. The façade stays clean for longer because dirt and dust have little surface area to adhere to.

Rifled

Rifled is in between the smooth and the sawn surface. The adhesion of the smooth surface has been improved by fine lines in the wood profile. Both from up close and at a distance, a rifled surface makes a spectacular impression.

Brushed

Brushed material brings out the entire beauty of wood and outlines the twists and turns of a long growing time. After painting, the external cladding looks expressive and eye-catching.

Structural

Given to its beauty, the structural profile board invites passers-by to look at the building again and again. An easy way to set a precedent with a unique wooden cladding in the neighborhood.




Profiles

UYV/S




Measurements: 21x145



UYV2/S



Measurements: 21x145



UYKH



Measurements: 18x145




UTP



Measurements: 19x146



UYS/S



Measurements: 21x145



UYL




Measurements: 22x195




PTGH



Measurements: 19x146



UTK/R




Measurements: 20x146



Profiles

LOGLAP



Measurements: 21x120



UTK



Measurements: 28x70



UTK




Measurements: 18x121



ROMB



Measurements: 28x70



UTK



Measurements: 28x146



ECB



Measurements: 18,5x140



4R3



Measurements: 45x45



S4S/S



Measurements: 21x120





Opaque

Painted exterior cladding is of great importance in architecture. You can choose the preferred colour tone or opt for one of the classic choices. The material is industrially painted indoors, in a dust-free environment with uniform temperature. Painting is carried out precisely according to the recommendations and layer thickness given by the paint manufacturer. This ensures high quality and long-lasting results.

In the case of a full coverage system, the end result is less affected by the colour and characteristics of the wood, as the paint completely covers the entire surface. The paint protects the wood from UV rays, which causes the wood to age quickly. Full coverage painting system is the most preferred choice. Water-based paints are used to save nature. The full coverage paint also withstands the Nordic climate well. The colour tone stays beautiful for longer and the maintenance interval is longer than in case of other surface treatments.




- Environmentally friendly
- The most popular choice
- Durable





Transparent



Suitable for wood gourmands. The glaze colour highlights the uniqueness and beautiful structure of the wood. With a final finish, a glossy or matte top surface can be achieved. The final appearance of a transparent-painted material depends largely on the surface treatment. Sawn wood absorbs more of the paint and the colour remains darker and deeper. The visual appearance for a brushed or smooth finish is very unique.

Glaze contains particles that protect against UV rays, which significantly prolong the life of the wood. The final result of the colour depends to a large extent on the colour shade of the material itself, which is the characteristic feature of transparent paint.

- Unique
- Close to nature
- Eye-catching





Fire protection

The fire resistant layer on the wood increases the safety of people by slowing down the burning of the wood, while maintaining its aesthetics.


In the event of a fire, the paint expands to form a durable protective foam. The foam prevents the wood from igniting and emitting toxic gases. The use of fire protection is mandatory for many public buildings and recommended for private homes.

Puidukoda is a certified fire protection treatment company

The production process of Puidukoda involving fireproof paint is certified and meets the requirements of EN 13501-1, giving treated wood reaction to fire classification B-s1, d0. This classification means that paint-finished wood is flame retardant and emits little smoke. In addition, the formation of droplets and flammable particles is minimized.

- Safe
- Popular
- Certified





Larch

Larch is a very strong and durable wood, being comparable in strength to solid wood. Larch grows in severe weather conditions, which slows down tree growth. It takes 300-400 years to reach harvest maturity. Slow growth creates a strong wood structure.

Larch in its natural form has a very high resin content, which makes the wood as strong as material impregnated with wood preservatives. Larch has a dense wood structure (about 40% denser than spruce/pine), which makes the material heavy.



Larch is weatherproof and can be installed outdoors in its natural form. Over time, the cladding or terrace turns silver. Larch is highly valued by those who prefer a long-lasting solution. The big bonus with this is the limited need for maintenance.

- Strong
- Maintenance-free
- Durable






Old look larch

Over time, the colour of the larch changes from yellowish orange to silver-grey. The colour of larch largely depends on the weather and the sun. In industrial processing, it is possible to speed up the process and achieve a uniform silver-grey colour after just a few weeks. The wood structure stands out and you never get tired of looking at it. Old look material does not require additional maintenance or repainting, the result is a maintenance-free profile board or terrace. The only thing remaining for the owner to do is to enjoy the work.

- Eye-catching
- Prominent
- Maintenance-free






Terrace

With the help of a wooden terrace, it is possible to create a pleasant atmosphere both on the balcony of the apartment and in the country house. Depending on your preference, you can use a smooth or rifled board, the profile of which can be chosen according to your preferences. High pressure impregnation of wood significantly improves the durability of the material. During the treatment, an impregnation liquid is pressed into the wood with the vacuum method, which protects the wood from mould.

It is recommended to maintain the impregnated terrace every year to keep the aesthetic appearance and durability of the material.



In the case of a natural or old look larch terrace, it can be limited to gentle washing or light brushing.

Impregnated wood and natural larch comply with construction class 4, which means that the material is suitable for outdoor use.



- Durable
- Stylish
- Simple maintenance



Installation instructions

Information on the installation and storage of the cladding and terrace can be found here
www.puidukoda.eu

For fast opening use the appropriate category QR code.



Fasteners

For fastening cladding boards, we recommend using screws. Correctly installed screws withstand the load better and hold the long cladding board firmly in place. For a durable and neat result, we recommend using a screw with a concealed or cylindrical head.

Thread selection:

Partial thread – the partially threaded screw is easy to hold from and it does not catch on the glove during driving. Suitable for boards up to 120 mm wide.

Full thread – the full thread screw has a higher pull-in force, recommended for boards over 145 mm wide.

Choosing the right screw length

Formula

$$8 \times D + X = ?$$

D = screw diameter (e.g. 4 mm)

X = cladding board thickness (e.g. 22 mm)

Example: $8 * 4 \text{ mm} + 22 \text{ mm} = 54 \text{ mm}$ is a suitable screw length



When exposed to moisture, metal begins to rust. To avoid this, stainless steel screws should be used outdoors. Stainless steel screws are required in case of larch and wooden facade finished with fire resistant paint. Larch is acidic, therefore the galvanized screw is not suitable for fastening larch terraces and profile boards. The lifespan of larch, maintained and properly fastened, can exceed 25 years. Given to the tension due to the density of the larch, the galvanized screws that become brittle over time can break under pressure.

Painting screw heads

Stainless steel screw heads do not need to be painted, but it is recommended. Finishing a galvanized screw with paint is a must, because over time the screw or nail will oxidize and corrode, which can ruin a beautiful facade.

- We recommend that all screw heads are paint finished, except in the case of naturally treated material.
- When calculating the screw fastening angle, the specifics of the cladding board and the screw manufacturer's instructions must be observed.



Certifications



CE mark indicates that the product complies with European Union safety, health and environmental protection requirements.



FSC/PEFC timber supply chain certification confirms that timber from responsibly managed forests is used in the production process and that the life cycle of this material is traceable at every stage of production and marketing, from the forest manager to the final product manufacturer.



ISO 9001 is an international quality management system standard used to measure the quality of suppliers and partners.



EN 13501-1 is the fire classification of construction products and elements. Puidukoda has the right to sell fire-resistant materials of classification B-s1,d0.

Maintenance



Full coverage/fire resistant system

Maintenance interval up to 10 years

Paint finish the screw heads after installing the cladding. In case the cladding board has been damaged, crushed or notched, these areas should be repaired immediately with paint to prevent moisture from penetrating the wood. Peeling paint indicates that the elasticity of the paint is diminishing and the wood needs to be repainted.



Transparent paint

Maintenance interval up to 5 years


The glazed finish will not fray or peel, but will slowly fade in the sun. For maintenance, wash or brush the surface and finish the cleaned wood with a single transparent paint layer.
















Terrace













Maintenance interval is once per year

Maintenance interval is once per year. The terrace should be maintained every spring. First, the terrace must be cleaned of dirt, washed if necessary and left to dry. In the case of pine and spruce, the surface should be oiled or coated with a wood preservative for decking.



Product information

Profile	Profile drawing	Thickness (mm)	Width (mm)	Length (mm)	Face coverage (mm)	Usage (m/m ²)
UYV		18/21	95	3000-6000	85	11,76
		18/21	120	3000-6000	110	9,09
		18/21	145	3000-6000	135	7,41
		21	195	3000-6000	180	5,56
UYV2/S		21	145	3000-6000	135	7,41
UYKH		18	145	3000-6000	135	7,41
ECB		18,5	140	3000-6000	130	7,69
UTK		18	121	3000-6000	113	8,85
PTGH		19	121	3000-6000	112	8,93
		19	146	3000-6000	136,5	7,33
		28	146	3000-6000	135,2	7,40
UTP		19	96	3000-6000	87	11,49
		19	121	3000-6000	111	9,01
		19	146	3000-6000	136	7,35
UTK/R		20	146	3000-6000	120	8,33
UYS/S		18	96	3000-6000	86	11,63
		18/21	120	3000-6000	120	8,33
		21	145	3000-6000	125	8,00
UYL		22	195	3000-6000	175	5,71
UTK		28	70	3000-6000	53	18,87
UTK		28	146	3000-6000	127	7,87
LOGLAP		21	120	3000-6000	112	8,93
		28	145	3000-6000	135	7,41

Profile	Profile drawing	Thickness (mm)	Width (mm)	Length (mm)	Face coverage (mm)	Usage (m/m ²)
ROMB		18	95	3000-6000	95	10,53
		18	120	3000-6000	120	8,33
		28	70	3000-6000	70	14,29
S4S/S		18/21	95	3000-6000	95	10,53
		18/21	120	3000-6000	120	8,33
		18/21	145	3000-6000	145	6,90
		18/21	195	3000-6000	195	5,13
4R3		45	45	3000-6000	45	22,22
		45	95	3000-6000	95	10,53
		45	120	3000-6000	120	8,33
		45	145	3000-6000	145	6,90
		45	195	3000-6000	195	5,13
		45	245	3000-6000	245	4,08
Larch						
ROMB		22/28	70	4000	70	14,29
		22	145	4000	145	6,90
PTGH		22	146	4000	135,5	7,38
UTK		28	70	4000	70	14,29
UTK/S		19	146	4000	130	7,69
Terrace						
4R3		28	120	3000-6000	120	8,33
		28	145	3000-6000	145	6,90
DECK		28	120	3000-6000	120	8,33
		28	145	3000-6000	145	6,89
		27	144	3000-6000	144	6,94
			28	95	3000-6000	95
	28		120	3000-6000	120	8,33
	28	145	3000-6000	145	6,90	
		28	120	3000-6000	120	8,33



Residential project in cooperation with Estonian architects, aimed at Scandinavian market. The house was designed with the surrounding environment in mind and as many natural materials as possible were used to create a cosy home. Trust and mutual understanding are the basis for long-lasting, successful cooperation.

Puidukoda is a planing mill in South Estonia, founded in 1997, whose main activity is the production and marketing of high value-added softwood planing material (spruce, pine and Siberian larch). We sell our products in more than 35 countries around the world. As raw material, we use high-quality Nordic timber, mainly sourced from Scandinavian countries.

Since 2013, Puidukoda has belonged to the Rose Group alongside reputable French companies Protac and Norsilk. The group employs more than 400 people and its annual volume of finished production exceeds 400,000 m³.

Head Office:

info@puidukoda.eu
(+372) 433 8690
www.puidukoda.eu



Subsidiaries:

Poland:

biuro-polska@puidukoda.eu
(+48) 87 423 21 59
www.drewnoestonskie.pl



Czech:

zlin@puidukoda.eu
(+420) 731 307 588
www.puidukoda.cz



Great Britain:

sales@timberfocus.com
(+44) 7508 105164
www.timberfocus.com

